



SUFFOLK
PUBLIC SCHOOLS

#SPSCreatesAchievers

2025 - 2026 Rezoning Presentation

Dr. Stenette Byrd III
Chief of Schools

Wendell Waller
School Board Attorney

John Littlefield
Director of Technology

Suffolk Public Schools

#SPSCreatesAchievers



Agenda

Dr. Stenette Byrd III

- ★ Overview and Historical Context
- ★ Department of Justice (DOJ)
 - Desegregation
 - M to M
 - Expectations
- ★ Current Demographics and Rationale for Selecting 7 Elementary Schools
- ★ Current Zoning
- ★ Proposed Rezoning and Demographic Impact



Department of Justice

Attorney Wendell Waller

- ★ Desegregation
- ★ M to M
- ★ Expectations

#SPSCreatesAchievers

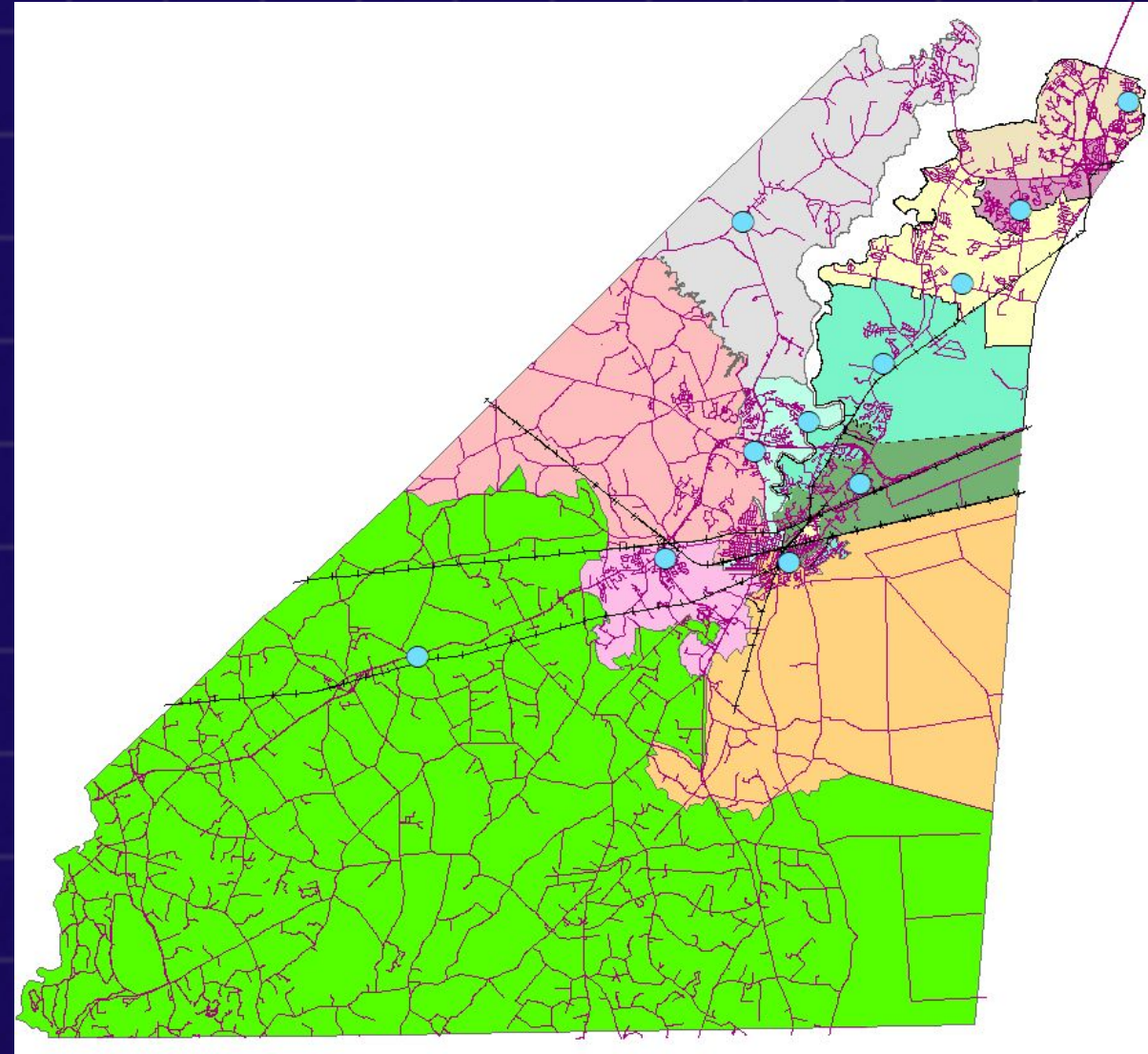


Current Demographics and Rationale

Dr. Stenette Byrd III

★ Elementary Schools

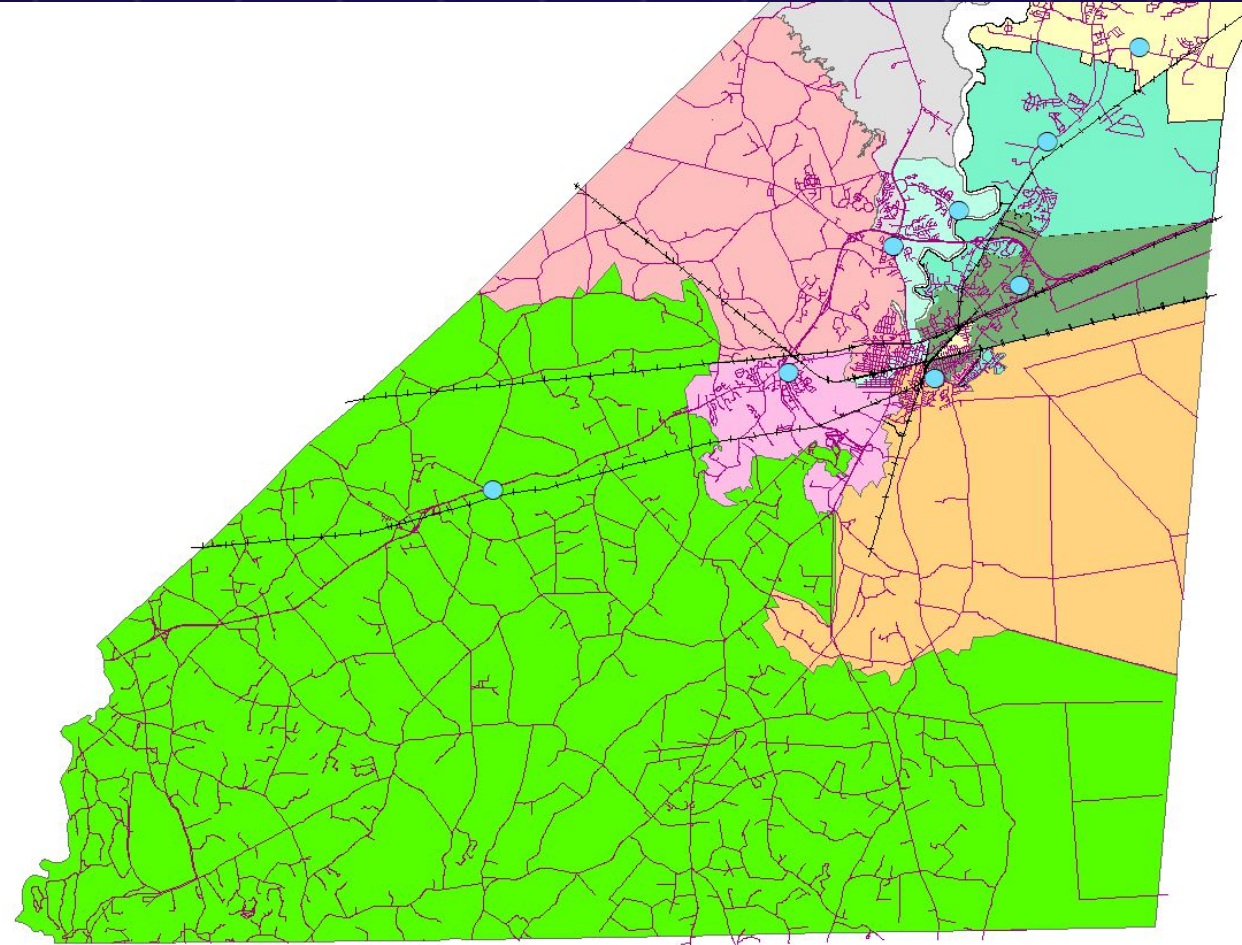
	Capacity	Enrollment 2-20-2024	Black or African American	White	Other
BTWES	464	349	78.5%	14.3%	7.2%
CES	814	745	56.1%	29.9%	14.0%
EFES	526	638	61.8%	27.9%	10.3%
FBES	903	886	41.1%	45.5%	13.4%
HES	850	740	60.5%	25.0%	14.5%
KSES	533	473	44.6%	42.5%	12.9%
MBES	797	703	73.3%	18.1%	8.6%
NPES	536	441	56.0%	35.5%	8.5%
NSES	712	838	46.1%	37.9%	16.0%
OES	513	483	58.6%	31.1%	10.3%
SWES	638	606	28.1%	60.1%	11.8%



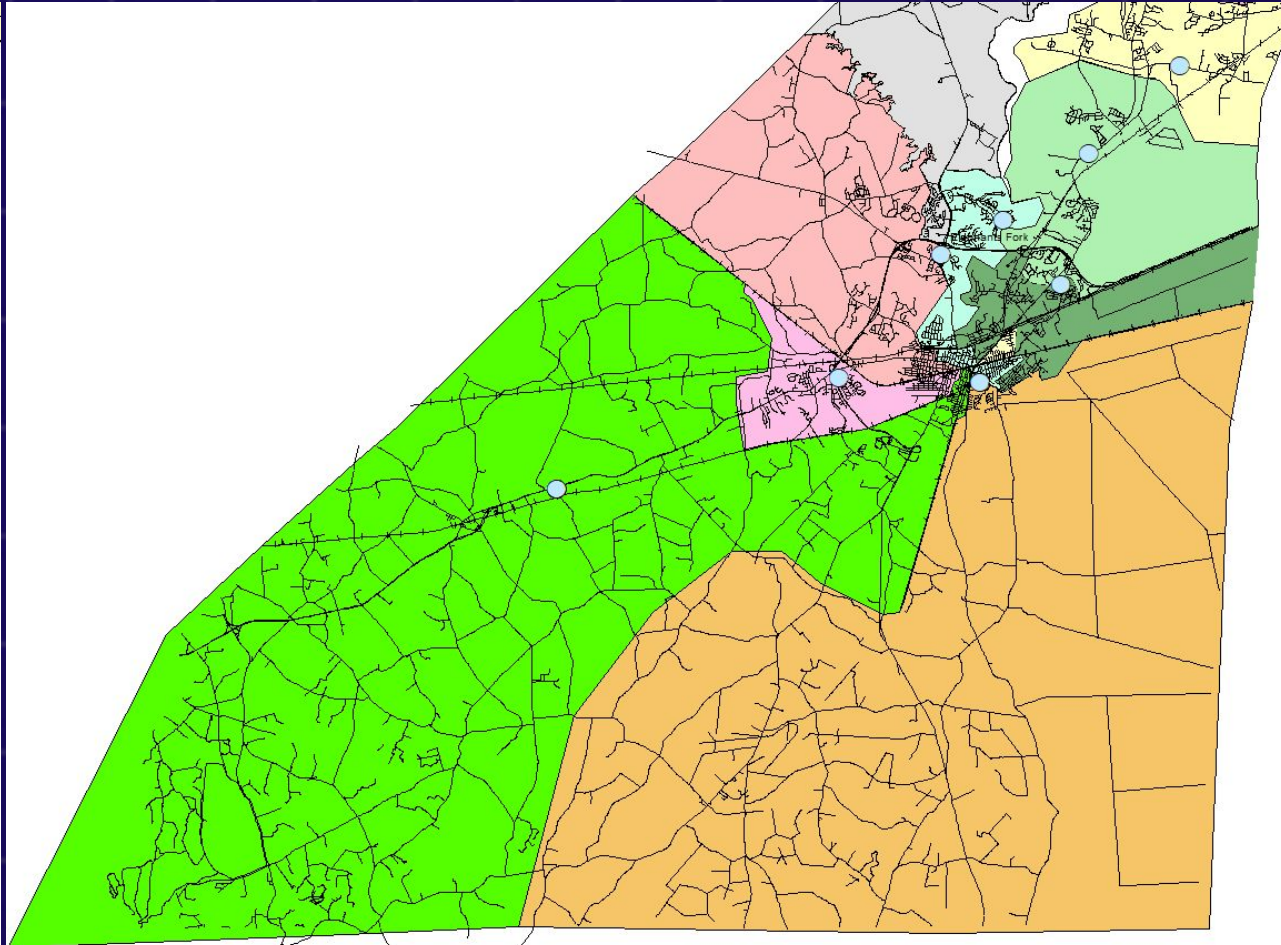
Proposed Elementary Zoning

John Littlefield

Current Elementary Zones



Proposed Elementary Zones



Proposed Elementary Zoning

John Littlefield

★ Elementary Schools (Current)

	Capacity	PK JK-5 Enrollment 2-20-2024	Black or African American	White	Other
BTWES	464	349	78.5%	14.3%	7.2%
EFES	526	638	61.8%	27.9%	10.3%
HES	850	740	60.5%	25.0%	14.5%
KSES	533	473	44.6%	42.5%	12.9%
MBES	797	703	73.3%	18.1%	8.6%
NPES	536	441	56.0%	35.5%	8.5%
SWES	638	606	28.1%	60.1%	11.8%

★ Elementary Schools (Proposed)

	Capacity	Total PK JK*K-5	Black or African American	White	Other
BTWES	464	428	55.1%	34.9%	10.0%
EFES	526	523	59.2%	29.6%	11.2%
HES	850	824	61.4%	24.9%	13.6%
KSES	533	437	54.5%	35.0%	10.5%
MBES	797	694	68.7%	23.0%	8.2%
NPES	536	436	57.7%	33.1%	9.2%
SWES	638	645	41.5%	48.4%	10.2%

* Based on 485 JK students and 105 PK students

#SPSCreatesAchievers



Demographic Impact with Proposal

John Littlefield

★ Proposed Rezoning and Demographic Impact

ID	# K-3 Students with Change of School	# K-3 Students with No Change of School
BTWES	181	95
EFES	73	285
HES	197	341
KSES	105	139
MBES	146	267
NPES	112	157
SWES	171	210



Next Steps

Dr. Stenette Byrd III

- ★ Community Information Session(s)
- ★ Community Feedback
- ★ School Board Vote
- ★ Plan for Change
- ★ Rezoning Realized 2025-2026

#SPSCreatesAchievers



Questions?

#SPSCreatesAchievers

#SPSCreatesAchievers



Suffolk Public Schools